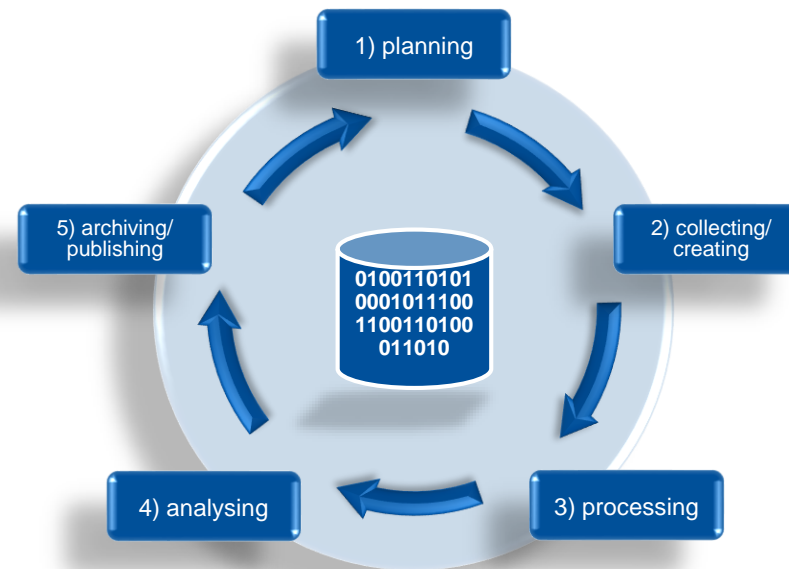


Managing digital research data

Basics, tips & tricks



Volker Soßna, LUH Research Service

Yvana Glasenapp, LUH Forschungsservice

Anna-Karina Renziehausen, TIB Publication Services

state: August 2021



Chapters

Introduction

Planning your data management

Specifications, guidelines and laws

Collecting, storing and processing data

Documenting your data processing

Protecting your data

Archiving and publishing your data

Supporting services and initiatives

Welcome!

Anna-Karina Renziehausen

TIB - Leibniz-Informationszentrum Technik und Naturwissenschaften und Universitätsbibliothek
Publikationsdienste

Yvana Glasenapp

Gottfried Wilhelm Leibniz
Universität Hannover
Dezernat Forschung und
EU-Hochschulbüro,
Technologietransfer

The screenshot shows a web browser displaying the website www.fdm.uni-hannover.de/en. The page title is "Forschungsdatenmanagement". The navigation menu includes "Kurz erklärt", "Data Champions", "Förderanträge", "Veranstaltungen", "Materialien", "Tools", and "Team". The main content area features the heading "Das Service-Team Forschungsdaten" and the text "Wir beraten Sie gerne zu allen Fragen rund um das Thema Forschungsdatenmanagement". Below this is a logo consisting of colorful puzzle pieces forming a row of stylized human figures. At the bottom of the page, there is a button that says "visit the website of the Research Data Support Team".



Chapters

Introduction

Planning your data management

Specifications, guidelines and laws

Collecting, storing and processing data

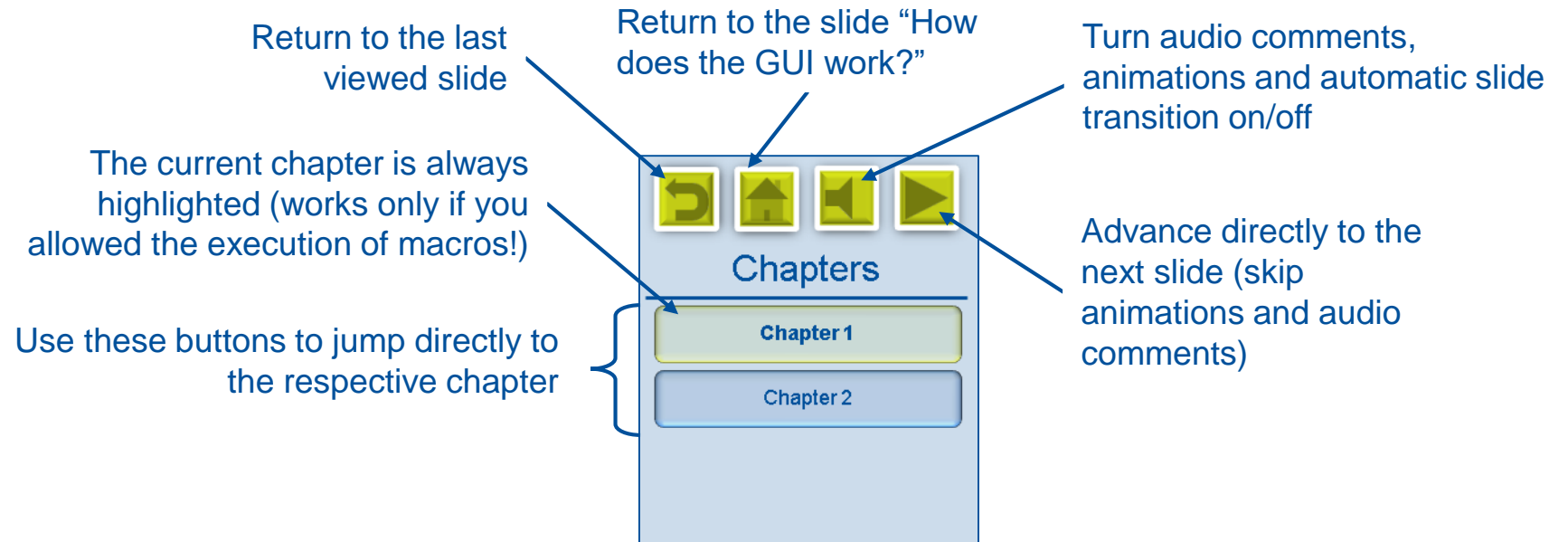
Documenting your data processing

Protecting your data

Archiving and publishing your data

Supporting services and initiatives

How does the GUI work?



On many slides you will find clickable buttons, which will lead to additional information on external websites. These may contain video tutorials, legal texts, checklists and many more.

go to website



Chapters

Introduction

Planning your data management

Specifications, guidelines and laws

Collecting, storing and processing data

Documenting your data processing

Protecting your data

Archiving and publishing your data

Supporting services and initiatives

Contents and aspiration of this course

Introduction

Planning your data management

Specifications, guidelines and laws

Collecting, storing and processing data

Documenting your data processing

Protecting your data

Archiving and publishing your data

Supporting services and initiatives

i

Aspiration of this course: Giving an introducing overview over the most important aspects of the handling of digital research data. Addresses persons with little prior knowledge.

[go to the advanced courses](#)



Chapters

Introduction

Planning your data management

Specifications, guidelines and laws

Collecting, storing and processing data

Documenting your data processing

Protecting your data

Archiving and publishing your data

Supporting services and initiatives

Introduction

What are research data?

What is research data management (RDM)?

Why is data management important?



Chapters

Introduction

Planning your data management

Specifications, guidelines and laws

Collecting, storing and processing data

Documenting your data processing

Protecting your data

Archiving and publishing your data

Supporting services and initiatives

What are research data?

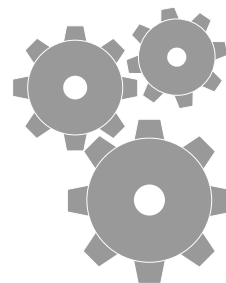

documentation



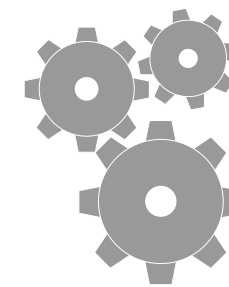
raw data



processed data




processing



analysing

results





Chapters

Introduction

Planning your data management

Specifications, guidelines and laws

Collecting, storing and processing data

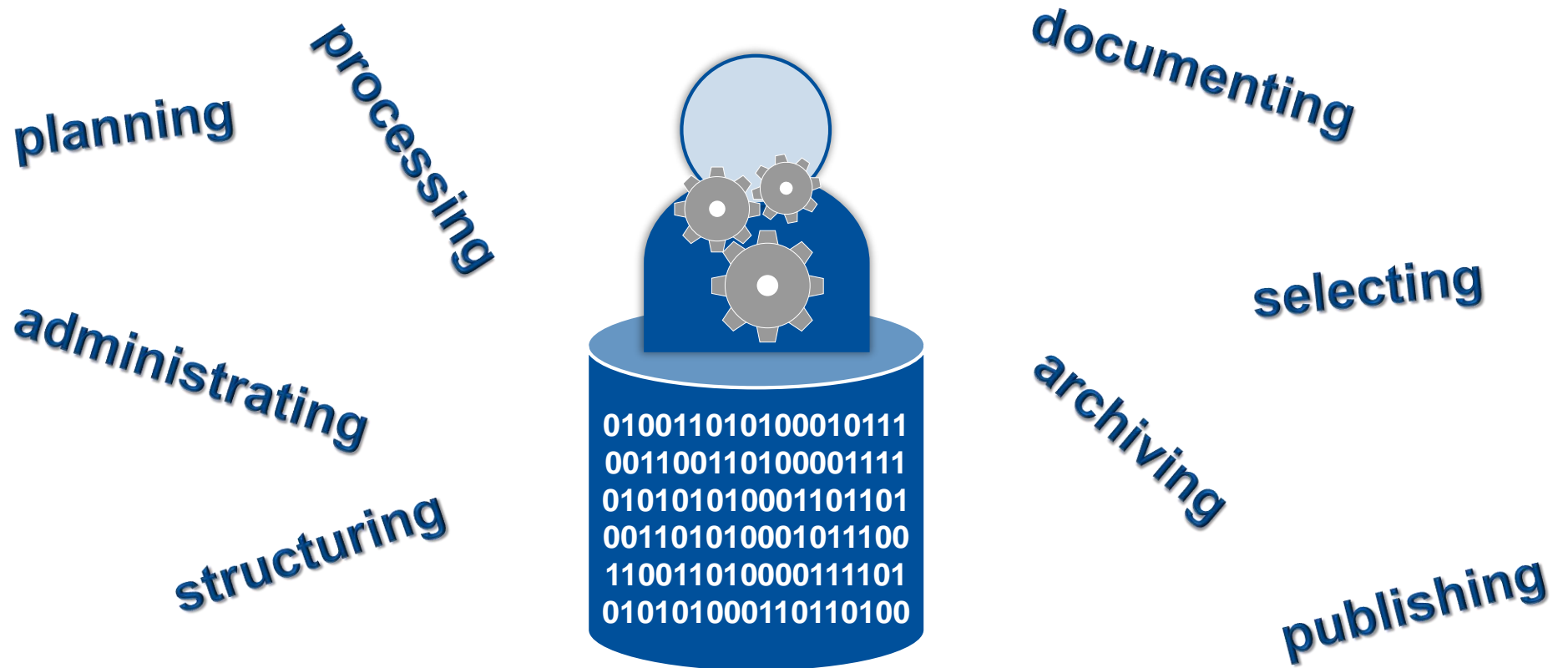
Documenting your data processing

Protecting your data

Archiving and publishing your data

Supporting services and initiatives

What is research data management (RDM)?



i

RDM: Conscious and systematic handling of data from the planning stage until the end of a project and perhaps even beyond.



Chapters

Introduction

Planning your data management

Specifications, guidelines and laws

Collecting, storing and processing data


Documenting your data processing

Protecting your data

Archiving and publishing your data

Supporting services and initiatives

Why is data management important?



✓ you keep an overview




✓ team work is easier



✓ you can safeguard high quality standards in research



✓ you save time and avoid stress



✓ you comply with official requirements



further reading

The Thuringian Competence Network for Research Data Management compiled some “Research Data Scarytales”. These are true stories about data management failures and their consequences.

[go to the „Scarytales“](#)



Chapters

Introduction

Planning your data management

Specifications, guidelines and laws

Collecting, storing and processing data

Documenting your data processing

Protecting your data

Archiving and publishing your data

Supporting services and initiatives

Planning your data management

What should I consider?

Adequate infrastructure

People and departments involved

Developing a data management plan (DMP)

Tools for developing a data management plan



Chapters

Introduction

Planning your data management

Specifications, guidelines and laws

Collecting, storing and processing data

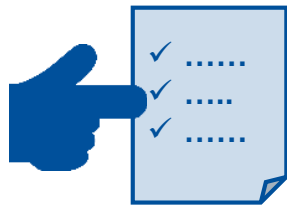
Documenting your data processing

Protecting your data

Archiving and publishing your data

Supporting services and initiatives

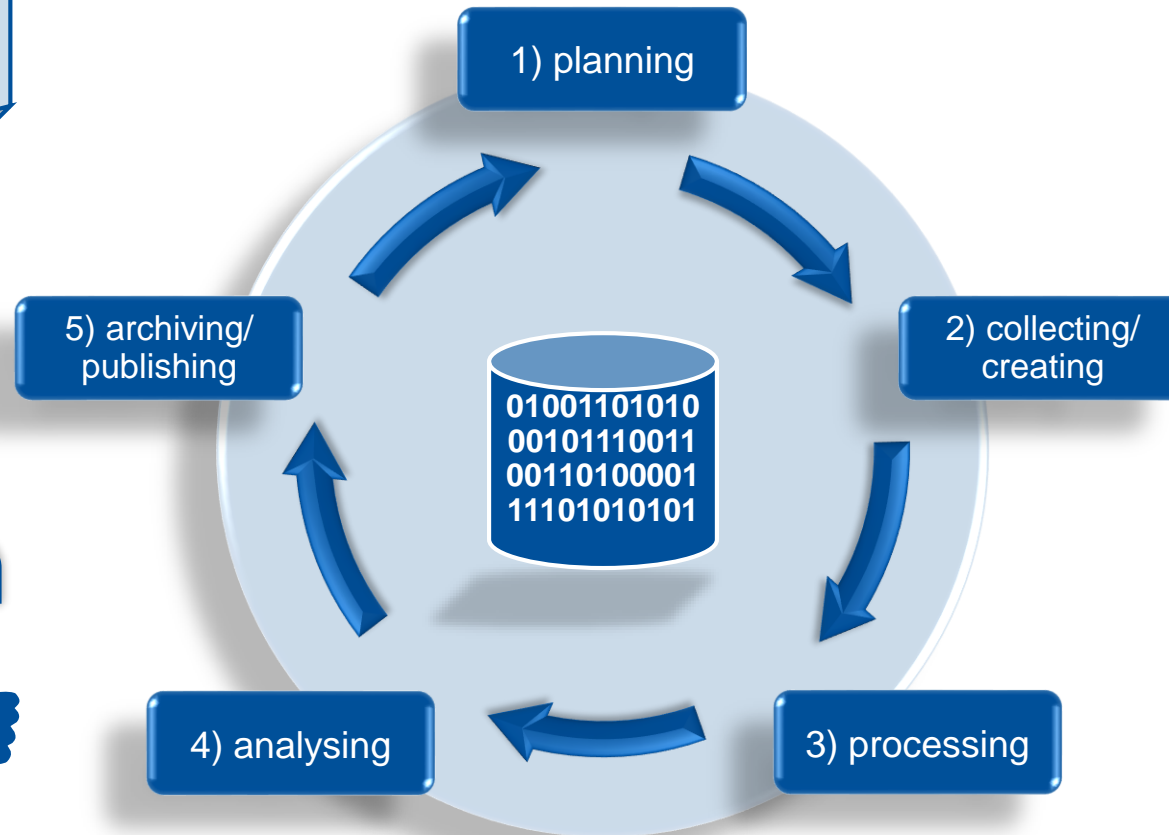
What should I consider?



specifications,
guidelines, laws



people involved in the project:
workflows & responsibilities



documentation

structure & overview

data storage &
transmission

protection against loss
and misuse

selection



Chapters

Introduction

Planning your data management

Specifications, guidelines and laws

Collecting, storing and processing data

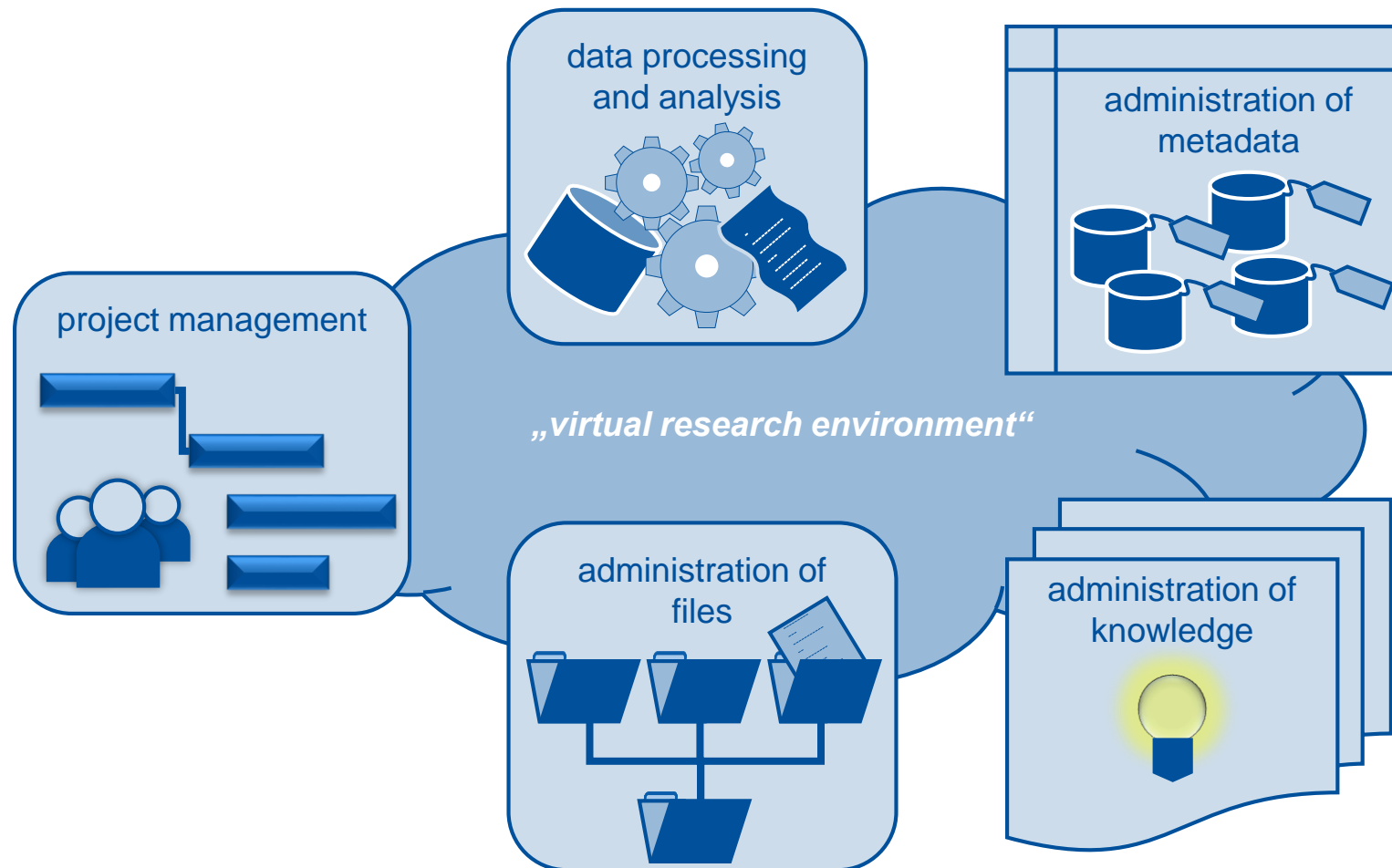
Documenting your data processing

Protecting your data

Archiving and publishing your data

Supporting services and initiatives

Adequate infrastructure





Chapters

Introduction

Planning your data management

Specifications, guidelines and laws

Collecting, storing and processing data

Documenting your data processing

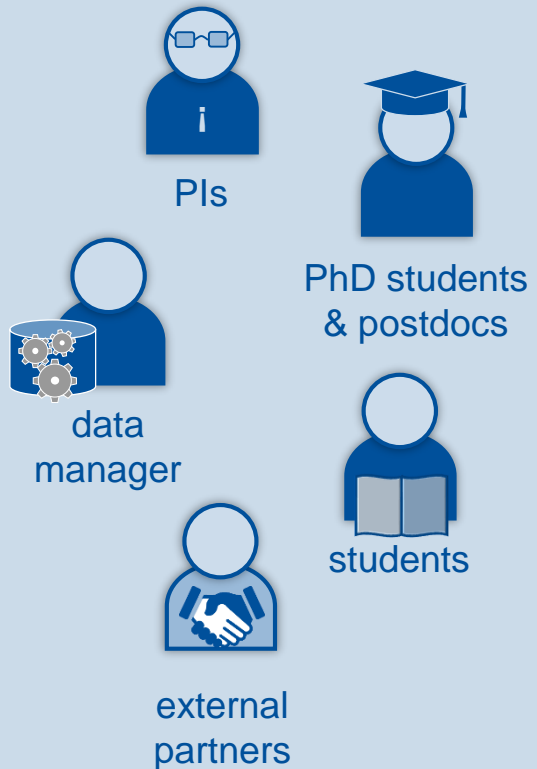
Protecting your data

Archiving and publishing your data

Supporting services and initiatives

People and departments involved

within the project



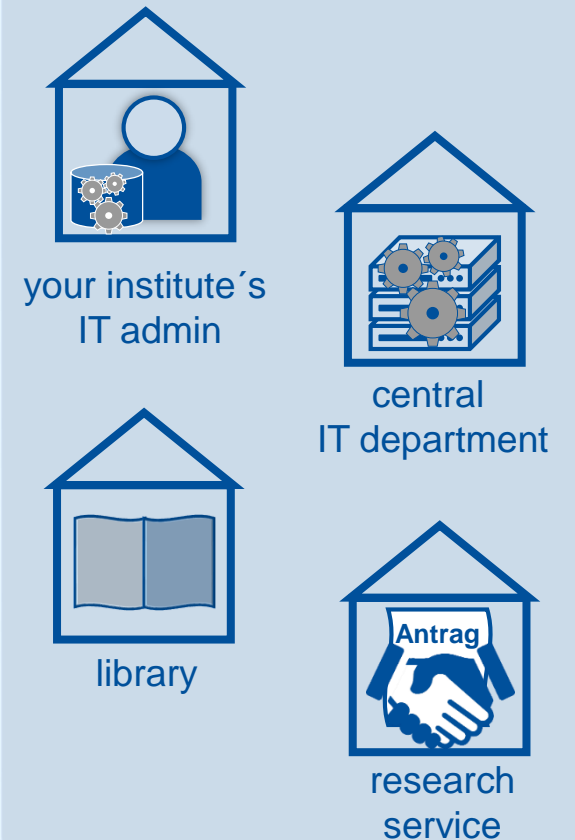
Who has which abilities?

Who should be involved when and how?

Who fulfils which tasks within the project?

How do you organise team work and interchange?

at the university





Chapters

Introduction

Planning your data management

Specifications, guidelines and laws

Collecting, storing and processing data

Documenting your data processing

Protecting your data

Archiving and publishing your data

Supporting services and initiatives

Developing a data management plan (DMP)



DMP: A structured document containing detailed information on data handling.
→ May and should be constantly updated and complemented during the project

typical structure of a DMP:



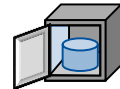
administrative information



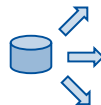
data collection and basic methodology



storage, backup and security



archiving



sharing and publishing data



resources und responsibilities



further reading

The Digital Curation Centre's website on data management plans provides tools, checklists and guidance.

[go to the DCC website](#)



Chapters

Introduction

Planning your data management

Specifications, guidelines and laws

Collecting, storing and processing data


Documenting your data processing

Protecting your data


Archiving and publishing your data

Supporting services and initiatives

Tools for developing a data management plan



templates, checklists, examples
(can be found in disciplinary web
portals and on the websites of
some funding bodies)



individual counselling
by RDM support staff

go to the website of the Research
Data Support Team at LUH



commented online editors



Chapters

[Introduction](#)

[Planning your data management](#)

[Specifications, guidelines and laws](#)

[Collecting, storing and processing data](#)

[Documenting your data processing](#)

[Protecting your data](#)

[Archiving and publishing your data](#)

[Supporting services and initiatives](#)

Specifications, guidelines and laws

[Laws frequently affecting research practice](#)

[RDM is good scientific practice!](#)

[Guidelines for handling research data at LUH](#)

[Funder requirements](#)

[Why funders require RDM](#)

[Recommendations for RDM statements in funding proposals](#)



Chapters

Introduction

Planning your data management

Specifications, guidelines and laws

Collecting, storing and processing data

Documenting your data processing

Protecting your data

Archiving and publishing your data

Supporting services and initiatives

Laws frequently affecting research practice

§
Privacy and
data protection
laws

§
Intellectual
property and
patent laws

§

to the official version of the GDPR (Official Journal of the EU)

to NDSG (niedersächsisches Vorschrifteninformationssystem, in German)

for detailed information (in German) see:

Advanced course “Umgang mit personenbezogenen Forschungsdaten. Rechtliche Grundlagen, Methoden und Hilfsmittel.”

go to the advanced course

§

to the German copyright and intellectual property law (Bundesamt für Justiz)

to the German patent law (Bundesamt für Justiz)

further reading (in German):

website of the Federal Ministry of Education and Research (BMBF): Urheberrecht in der Wissenschaft: Was Forschende und Lehrende wissen sollten. At LUH, Dezernat 4 offers counsel on patent applications.

to the BMBF website

to the Dez.4 website “Patents and Startups“



Chapters

Introduction

Planning your data management

Specifications, guidelines and laws

Collecting, storing and processing data

Documenting your data processing

Protecting your data

Archiving and publishing your data

Supporting services and initiatives

RDM is good scientific practice!

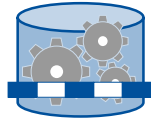
RDM is especially relevant for these 6 out of 19 guidelines:



Guideline 7: Cross-phase quality assurance



Guideline 10: Legal and ethical frameworks, usage rights



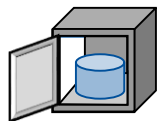
Guideline 11: Methods and standards



Guideline 12: Documentation



Guideline 13: Providing public access to research results



Guideline 17: Archiving



You can read the guidelines themselves and accompanying disciplinary comments in the DFG portal “Research Integrity” (English version not finished, yet).

to the DFG portal



Please note as well:

- DFG guidelines on the handling of research data
- disciplinary guidelines, requirements, policy papers etc.

You can find both on this website:

to the DFG website
„Handling of Research Data“



Chapters

Introduction

Planning your data management

Specifications, guidelines and laws

Collecting, storing and processing data

Documenting your data processing

Protecting your data

Archiving and publishing your data


Supporting services and initiatives

Guidelines for handling research data at LUH

principles:

- how to handle research data:
 - protect against losses
 - process for sustainable (re-)use
 - document
 - archive (long-term)

→ head of project is responsible!
- publish research data according to the FAIR principles in (disciplinary) repositories (request)
- develop project-internal RDM policies and data management plans (recommendation)
- integrate RDM into teaching → faculties (recommendation)



§

You can find the official LUH website with the guidelines here:

got to guidelines



Chapters

Introduction

Planning your data management

Specifications, guidelines and laws

Collecting, storing and processing data

Documenting your data processing

Protecting your data

Archiving and publishing your data

Supporting services and initiatives

Funder requirements

the classic: „Oh oh, we still have to write something about research data...“

Application guide

Data handling



i

Dezernat 4 is happy to support when it comes to drafting RDM-related proposal chapters. The sooner you come up to us, the more efficient our counselling can be. Please do not expect text blocks for copy & paste!

[to the Dezernat 4 website \(competences overview\)](#)



Chapters

Introduction

Planning your data management

Specifications, guidelines and laws

Collecting, storing and processing data

Documenting your data processing

Protecting your data

Archiving and publishing your data

Supporting services and initiatives

Why funders require RDM



i

funders' key concerns:

- make sure that results can be validated
- avoid multiple funding

important prerequisites:

- data are accessible long-term
- data are readable and comprehensible long-term



video tip

This video perfectly illustrates a “worst practice scenario”...
Karen Hanson, Alisa Surkis, Karen Yacobucci (2012): Data Sharing and Management Snafu in 3 Short Acts. CC-BY 3.0 unported, doi: 10.5446/31036

to the video in the AV-Portal of TIB



Chapters

Introduction

Planning your data management

Specifications, guidelines and laws

Collecting, storing and processing data


Documenting your data processing

Protecting your data

Archiving and publishing your data


Supporting services and initiatives

Recommendations for RDM statements in funding proposals



commitment to relevant policies

- of the funder (e.g. [good scientific practice \(DFG\)](#), [H2020 Open Data Pilot](#))
- the own university (for German universities, see [list on forschungsdaten.org](#))
- the own discipline (see overview on [the respective DFG website](#), at the bottom)



Policy

in case of joint projects: intention to write a project-internal RDM policy

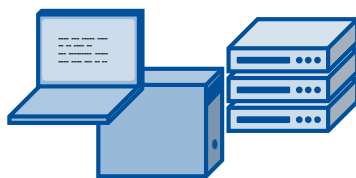


DMP

intention to develop a data management plan



intention to elaborate data according to the FAIR principles and to make accessible for re-use [open access](#)



information on used (IT) infrastructure: what is available at your own university and beyond?



further reading

We compiled further tips and infos on our website. We also provide a manual for drafting internal RDM guidelines (in German).

[go to the proposal infos](#)

[see the manual](#)

Science Europe issued an extensive RDM guide. It also contains DMP tips for both, applicants and reviewers .

[go to the Science Europe guide](#)



Chapters

Introduction

Planning your data management

Specifications, guidelines and laws

Collecting, storing and processing data

Documenting your data processing

Protecting your data

Archiving and publishing your data

Supporting services and initiatives

Collecting, storing and processing data

Re-using existing data

Data storage and transmission

LUIS services for data storage and backup

Structured deposition and file naming

Handy tools to make live easier...

Special services und programmes

Sharing data (also with external partners)



Chapters

Introduction

Planning your data management

Specifications, guidelines and laws

Collecting, storing and processing data

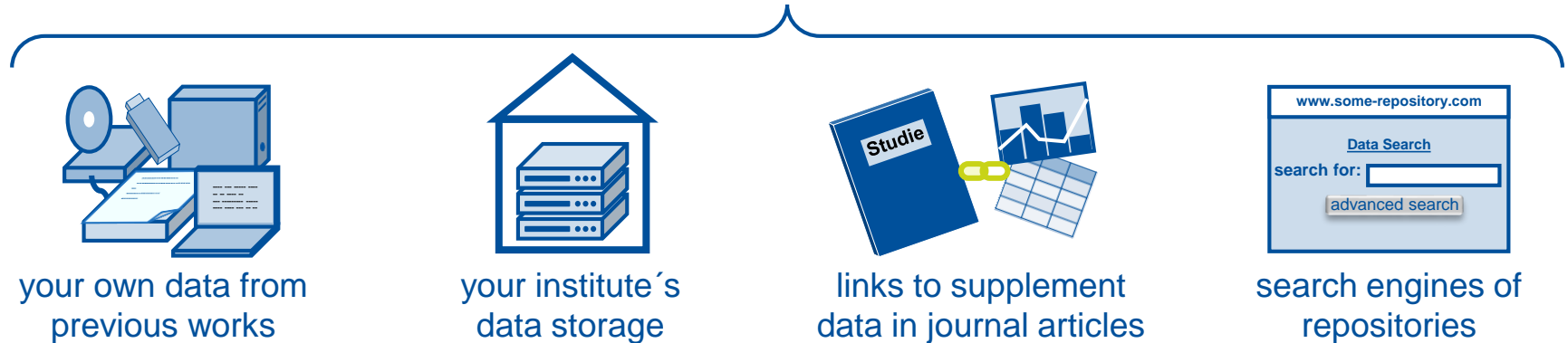

Documenting your data processing

Protecting your data

Archiving and publishing your data

Supporting services and initiatives

Re-using existing data



Check before generating new data:

- Are there any existing data you could include in your own analysis (e.g. to broaden your database or for reference and comparison purposes)?
 - If the answer is yes, do you have access to these data and all necessary permissions to process them?
 - If the answer is yes, can you read and understand the data?
- At this point you already notice what is important when making your own data available for re-use later on...



Chapters

Introduction

Planning your data management

Specifications, guidelines and laws

Collecting, storing and processing data

Documenting your data processing

Protecting your data

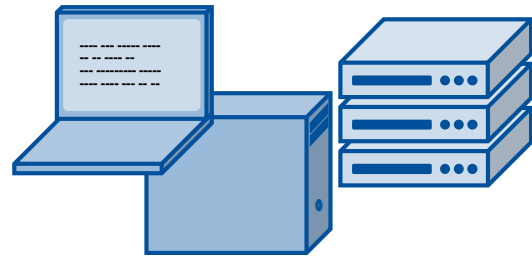
Archiving and publishing your data

Supporting services and initiatives


Data storage and transmission



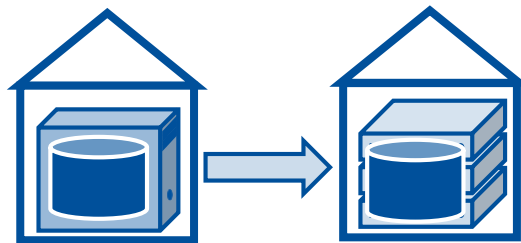
Make sure you dispose of adequate infrastructure and sufficient capacities before generating any data!



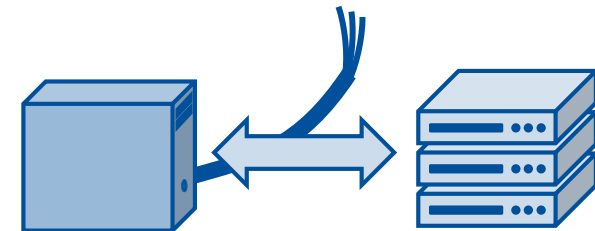
sufficient storage capacity?



adequate security levels
of storage systems?



is an automated daily backup
guaranteed?
(two copies in different locations)



sufficient bandwidth?



Chapters

Introduction

Planning your data management

Specifications, guidelines and laws

Collecting, storing and processing data

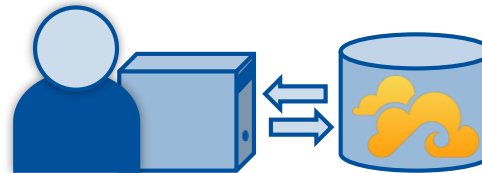
Documenting your data processing

Protecting your data

Archiving and publishing your data

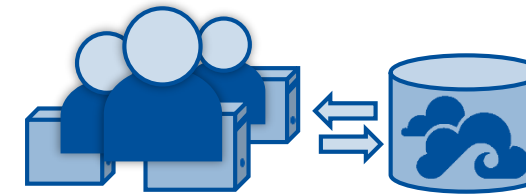
Supporting services and initiatives

LUIS services for data storage and backup



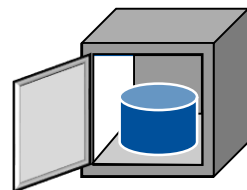
personal "Cloud-Seafile"
(storage + data synchronisation)

[go to service description \(German\)](#)



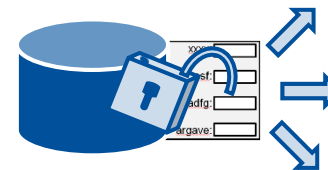
"Projekt-Seafile"
(storage + data synchronisation)

[go to service description \(German\)](#)



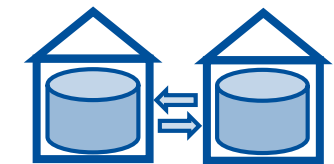
LUH data archive

[go to service description \(German\)](#)



LUH data repository

[go to service description \(German\)](#)



Backup & Restore
(for servers of institutes)

[go to service description \(German\)](#)



Chapters

Introduction

Planning your data management

Specifications, guidelines and laws

Collecting, storing and processing data

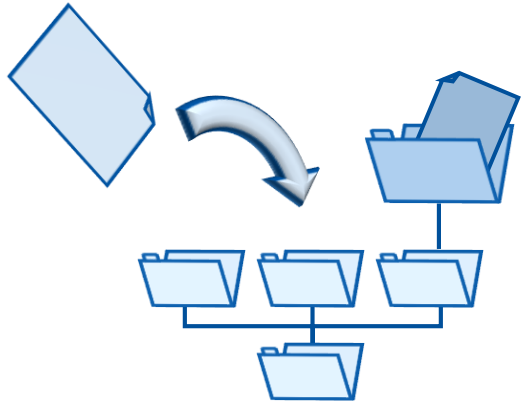
Documenting your data processing

Protecting your data

Archiving and publishing your data

Supporting services and initiatives

Structured deposition and file naming



Example: 210519_WorkshopRDM_slides_draft_VS_v03.pptx

i

recommendations:

- consistently name files and folders according to a defined scheme
- use name components that provide meaningful information about the file's content
- start with the component most often used for sorting
- avoid spaces and special characters





Chapters

Introduction

Planning your data management

Specifications, guidelines and laws

Collecting, storing and processing data

Documenting your data processing

Protecting your data

Archiving and publishing your data


Supporting services and initiatives

Handy tools to make live easier...



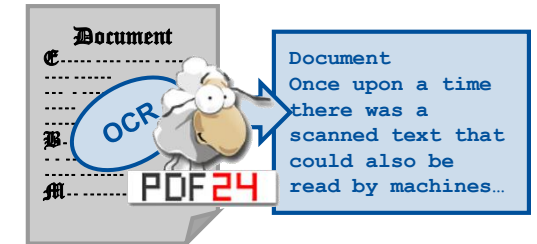
systematically name lots of files at once using RenameMaster

[go to download page](#)




clean up tables using OpenRefine

[go to download page](#)



use PDF24's OCR to make scanned texts searchable

[go to download page](#)



edit many images at once following a defined pattern (e.g. changing names, colours or size) using IrfanView

[go to download page](#)

i Find more tools in the "tool box" on our website (currently in German only).

[go to tool box](#)



Chapters

Introduction

Planning your data management

Specifications, guidelines and laws

Collecting, storing and processing data

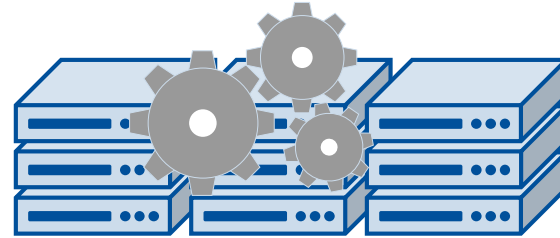
Documenting your data processing

Protecting your data

Archiving and publishing your data

Supporting services and initiatives

Special services und programmes



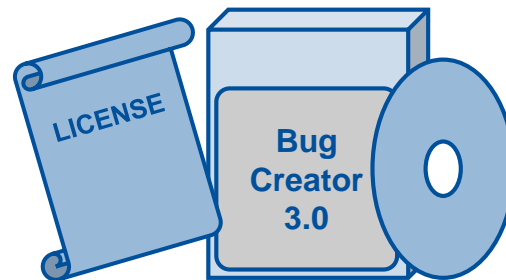
Scientific Computing
(using the LUIS computing cluster)

[go to service description](#)



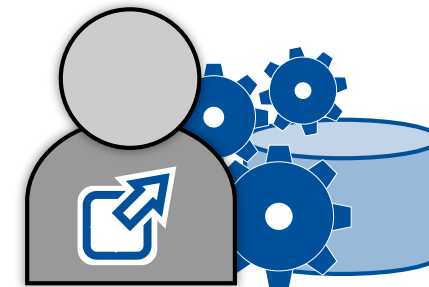
multi-user online editing of documents (also
simultaneously) using OnlyOffice

[go to service description \(German\)](#)



LUIS central software and license
acquisition

[go to software catalogue \(German\)](#)



data generation or processing by
external service providers (e.g.
transcription service, call centre, aerial
photography etc.)



Chapters

Introduction

Planning your data management

Specifications, guidelines and laws

Collecting, storing and processing data

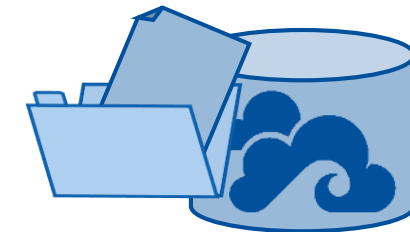
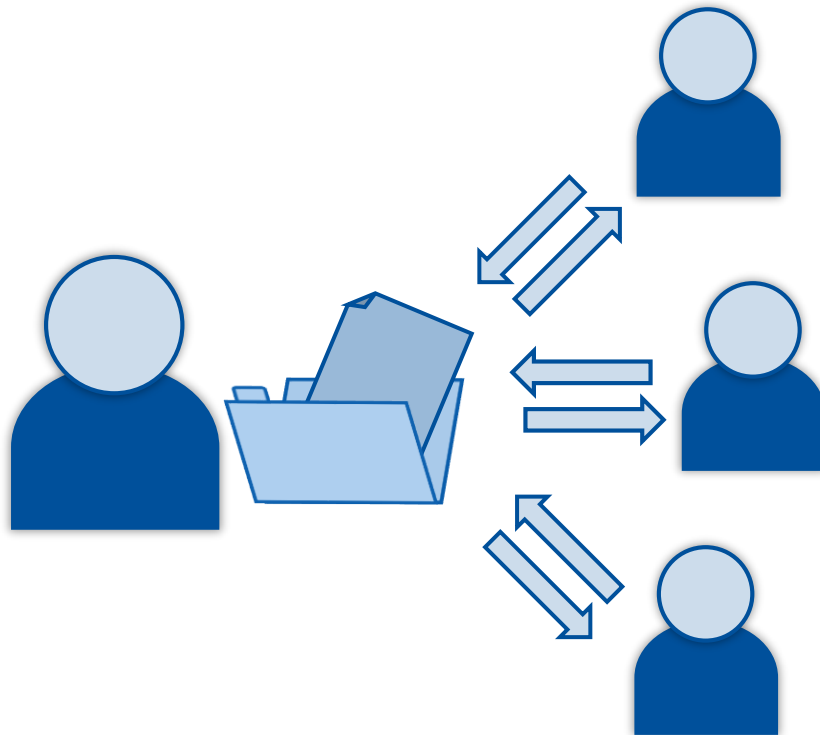
Documenting your data processing

Protecting your data

Archiving and publishing your data

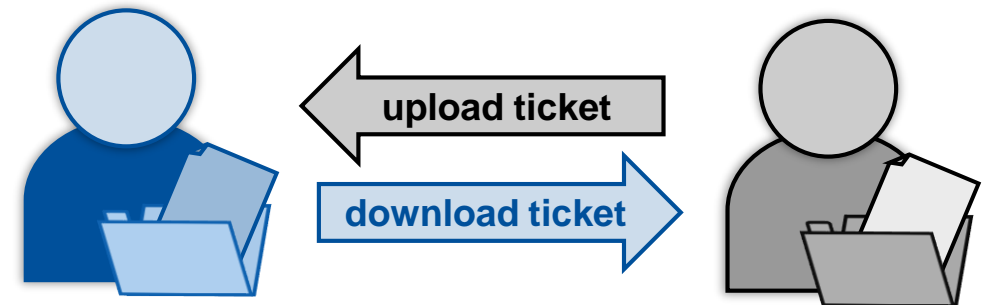
Supporting services and initiatives

Sharing data (also with external partners)



creating share links to files and folders in the "Projekttafel" or "Cloud-Seafile"

[go to Seafile user manual](#)



LUIS Download Ticket Service
(as an alternative to big e-mail attachments)

[go to service description \(German\)](#)



Chapters

Introduction

Planning your data management

Specifications, guidelines and laws

Collecting, storing and processing data

Documenting your data processing

Protecting your data

Archiving and publishing your data

Supporting services and initiatives

Documenting your data processing

Why documentation is so important

The significance of metadata

General and specific context information

How metadata is generated and which forms they can take

Documentation – possible instruments



Chapters

Introduction

Planning your data management

Specifications, guidelines and laws

Collecting, storing and processing data

Documenting your data processing

Protecting your data

Archiving and publishing your data

Supporting services and initiatives

Why documentation is so important



Without good documentation you are in danger of ...

- ...failing to find specific data
- ...being unable to retrace data creation and processing steps
- ... being unable to interpret data due to lacking context information
- ...mixing up files (outdated or contending versions)
- ...not being able to interchange data with others or to combine them with data from other sources

An adequate documentation is good research practice!



Chapters

Introduction

Planning your data management

Specifications, guidelines and laws

Collecting, storing and processing data

Documenting your data processing

Protecting your data

Archiving and publishing your data

Supporting services and initiatives

The significance of metadata

What is this?
(context / description)

Who produced this?
(authors)

Am I able to open / read /
edit it?
(file format)

Where does it originally come from?
(source / storage location / identifier)

When was it produced?
(date of generation /
publication)

Am I allowed to (re-)use it?
(license)

	A	B	C	D
1	0			
2	1	604,75	0,13	
3	2	593,25		600
4	3		0,13	604,75
5			0,13	593,25
6		521,50	0,13	558,75
7	6	481,75	0,13	539,50
8	7	467,25	0,13	521,50
9	8	469,75	0,13	481,75
10	9	467,25	0,13	467,25
11	10	45	0,13	469,75
12	11	43,75	0,13	461,00
13	12	428,75	0,13	453,00
14	13	406,75	0,13	435,75
15	14	391,50	0,13	428,75
16	15	379,00	0,13	406,00
17	16	328,25	0,13	391,50
		294,75	0,13	379,00
				328,25

i

Metadata are structured information necessary to understand and (re-)use the data themselves.



Chapters

Introduction

Planning your data management

Specifications, guidelines and laws

Collecting, storing and processing data

Documenting your data processing

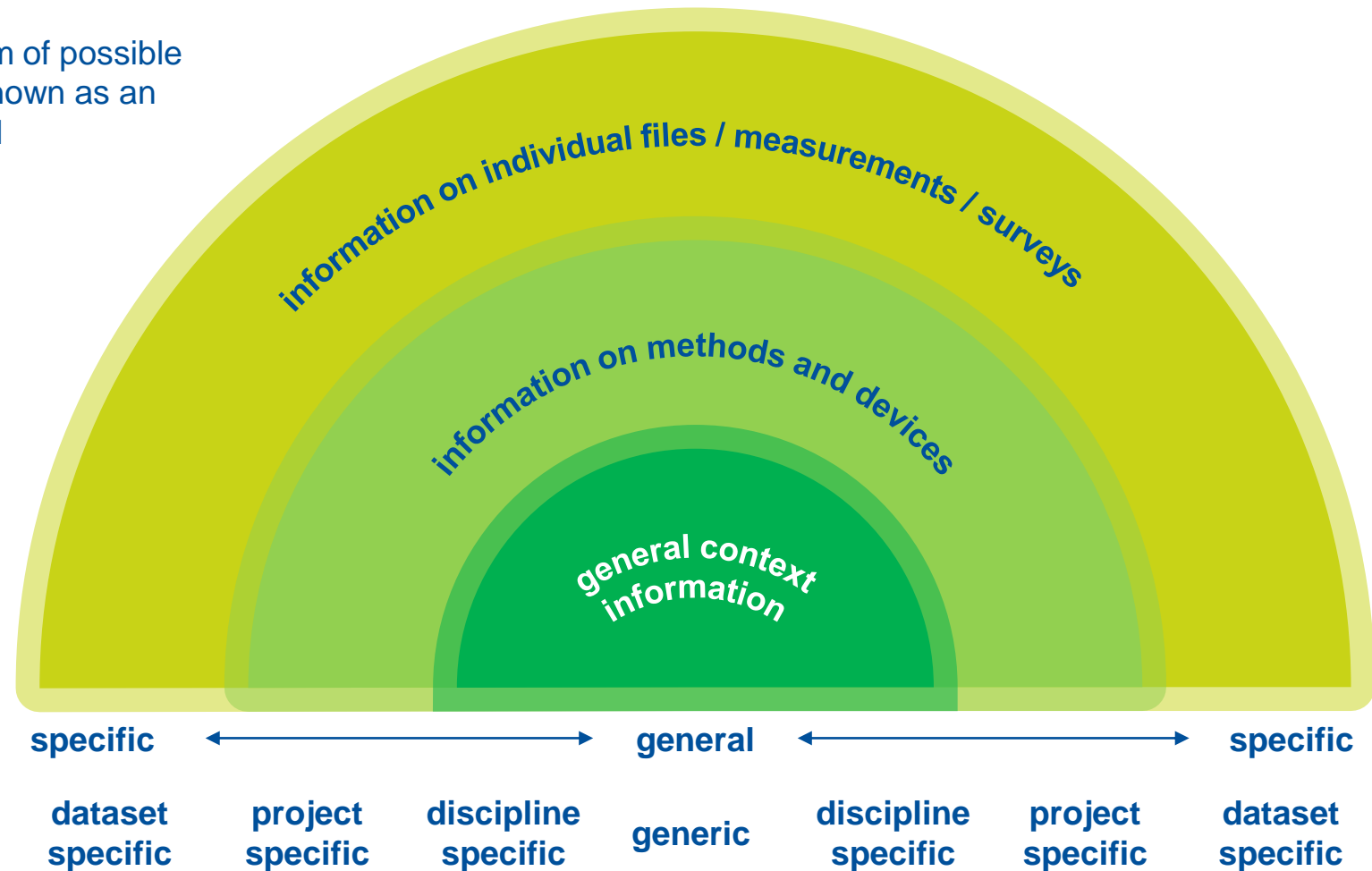
Protecting your data

Archiving and publishing your data

Supporting services and initiatives

General and specific context information

the spectrum of possible metadata shown as an onion model





Chapters

Introduction

Planning your data management

Specifications, guidelines and laws

Collecting, storing and processing data

Documenting your data processing

Protecting your data

Archiving and publishing your data


Supporting services and initiatives

How metadata is generated and which forms they can take

How metadata is generated



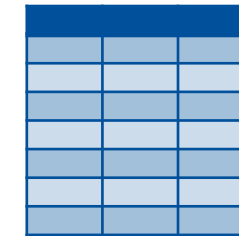
manual input in a structured form




automatic generation by devices



text files (e.g. „readme“ files)



spreadsheets



databases



embedded into the data files (e.g. file header, properties of image files)



structured xml files



Chapters

Introduction

Planning your data management

Specifications, guidelines and laws

Collecting, storing and processing data

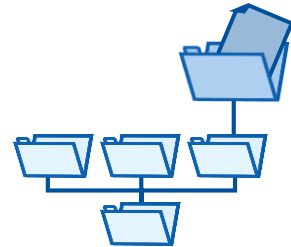
Documenting your data processing

Protecting your data

Archiving and publishing your data

Supporting services and initiatives

Documentation – possible instruments

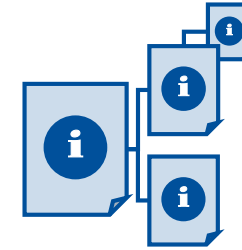


consistent
folder system



metadata
database

example: ResourceSpace
(LUIS Projektablage)

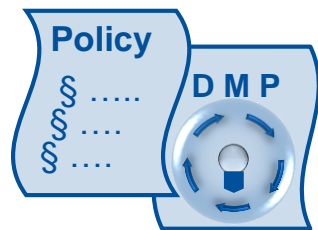


wiki

example: DokuWiki
(LUIS Projektablage)



lab notebook (on
paper or electronic)



internal RDM policy &
data management plans (DMP)



further reading

ZB MED (ed.) 2021: Electronic laboratory notebooks in the context of research data management and good research practice. A guide for the life sciences. DOI: 10.4126/FRL01-006425772.

go to guide

Harvard Medical School: Website about Electronic Lab Notebook including a comparison grid.

go to website



Chapters

Introduction

Planning your data management

Specifications, guidelines and laws

Collecting, storing and processing data

Documenting your data processing

Protecting your data

Archiving and publishing your data

Supporting services and initiatives

Protecting your data

Handling passwords: NOT like this, please!

Generating secure passwords

Rights management

Encrypting files and folders

Encryption using VeraCrypt

Physical access restrictions



Chapters

Introduction

Planning your data management

Specifications, guidelines and laws

Collecting, storing and processing data

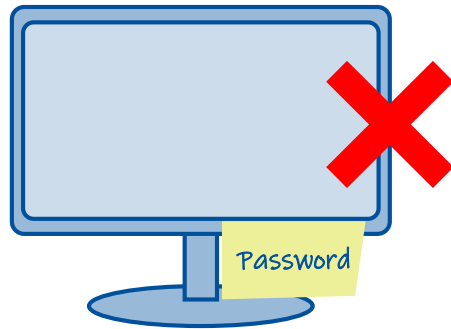
Documenting your data processing

Protecting your data

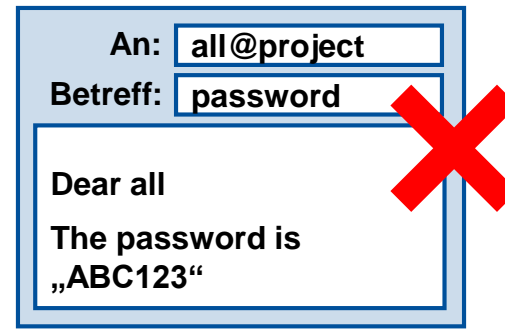
Archiving and publishing your data

Supporting services and initiatives

Handling passwords: NOT like this, please!



Do not stick your password on your screen!



Never send passwords as plain text via e-mail!



Do not use the same password for different accounts!



tool tip

You can manage your passwords in a reasonably secure way using the password manager KeePass (not recommended for highly sensitive passwords). In this case you only have to memorise one master password

Tip: Save your password database to your personal [LUH cloud storage](#), which can be accessed from different devices.

go to download page



Chapters

Introduction

Planning your data management

Specifications, guidelines and laws

Collecting, storing and processing data

Documenting your data processing

Protecting your data

Archiving and publishing your data

Supporting services and initiatives

Generating secure passwords

User:

Password:



further reading

ConnectSafely (May 2020): Tips for Strong, Secure Passwords & Other Authentication Tools. Website

[go to website](#)

i

tips for secure passwords:

- at least 20 characters
 - hard to guess (do not use birthdays etc.)
 - phrase instead of a single word
 - no obvious sense (no common proverbs etc.)
 - altered spelling (e.g. „tr!ck“ instead of „trick“)
 - combining several languages
-

!

Avoid language specific characters, such as ö,ä,ü,ß etc. in passwords. These characters may not be available on devices with the keyboard layout of another country. You may thus be unable to enter your password!



Chapters

Introduction

Planning your data management

Specifications, guidelines and laws

Collecting, storing and processing data

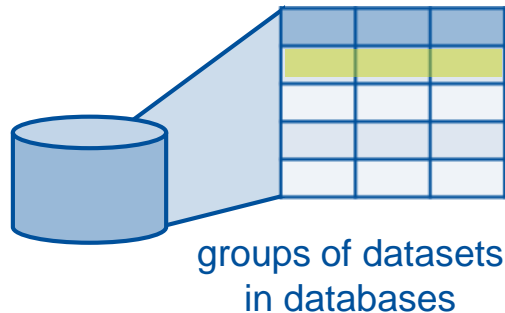
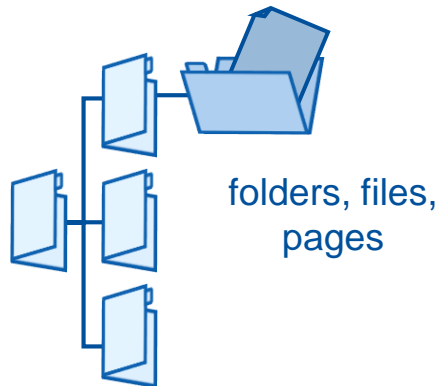
Documenting your data processing

Protecting your data

Archiving and publishing your data

Supporting services and initiatives

Rights management



rights (examples)


- read (just look)
- write (edit)
- create (generate new item)
- move
- delete
- download

! Reliably configuring and managing user rights requires IT expertise and possibly special software. Take this into account when planning your project and your resources!

user groups (examples)

- IT admins
- heads of project
- staff members
- external partners

group assignment



LOG

date	time	user	action
.....
.....
.....
.....



Chapters

Introduction

Planning your data management

Specifications, guidelines and laws

Collecting, storing and processing data

Documenting your data processing

Protecting your data

Archiving and publishing your data

Supporting services and initiatives

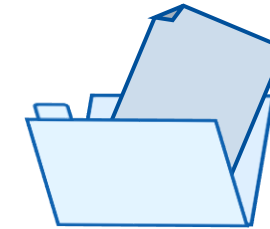
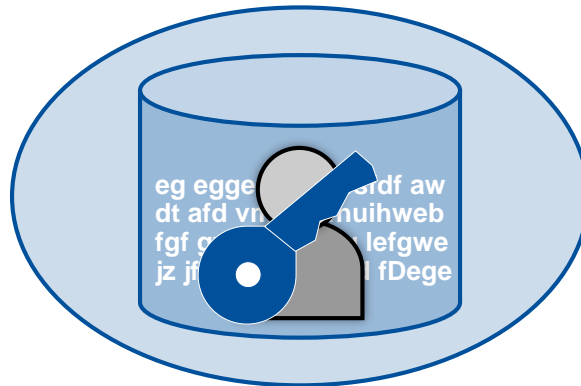
Encrypting files and folders



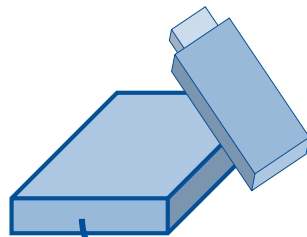
The more sensitive the data, the more important is *continuous* encryption!




recording devices



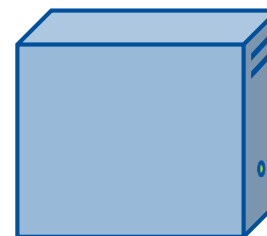
individual files and folders



mobile storage media



laptops



workspace PCs



server



further reading

Aseem Kishore (21 July 2019): How To Encrypt Zip Files. Online article at Help Desk Geek.

[go to online article](#)

WinRAR documentation.HELP!: Archive name and parameters dialog: general options. Set password.

[go to documentation.HELP!](#)

Zainul Franciscus (28 December 2018): What Is Encryption, and How Does It Work? Online article at How-To Geek.

[go to online article](#)



Chapters

Introduction

Planning your data management

Specifications, guidelines and laws

Collecting, storing and processing data

Documenting your data processing

Protecting your data

Archiving and publishing your data

Supporting services and initiatives

Encryption using VeraCrypt



Generally speaking, encryption by software is more reliable than encryption by hardware!



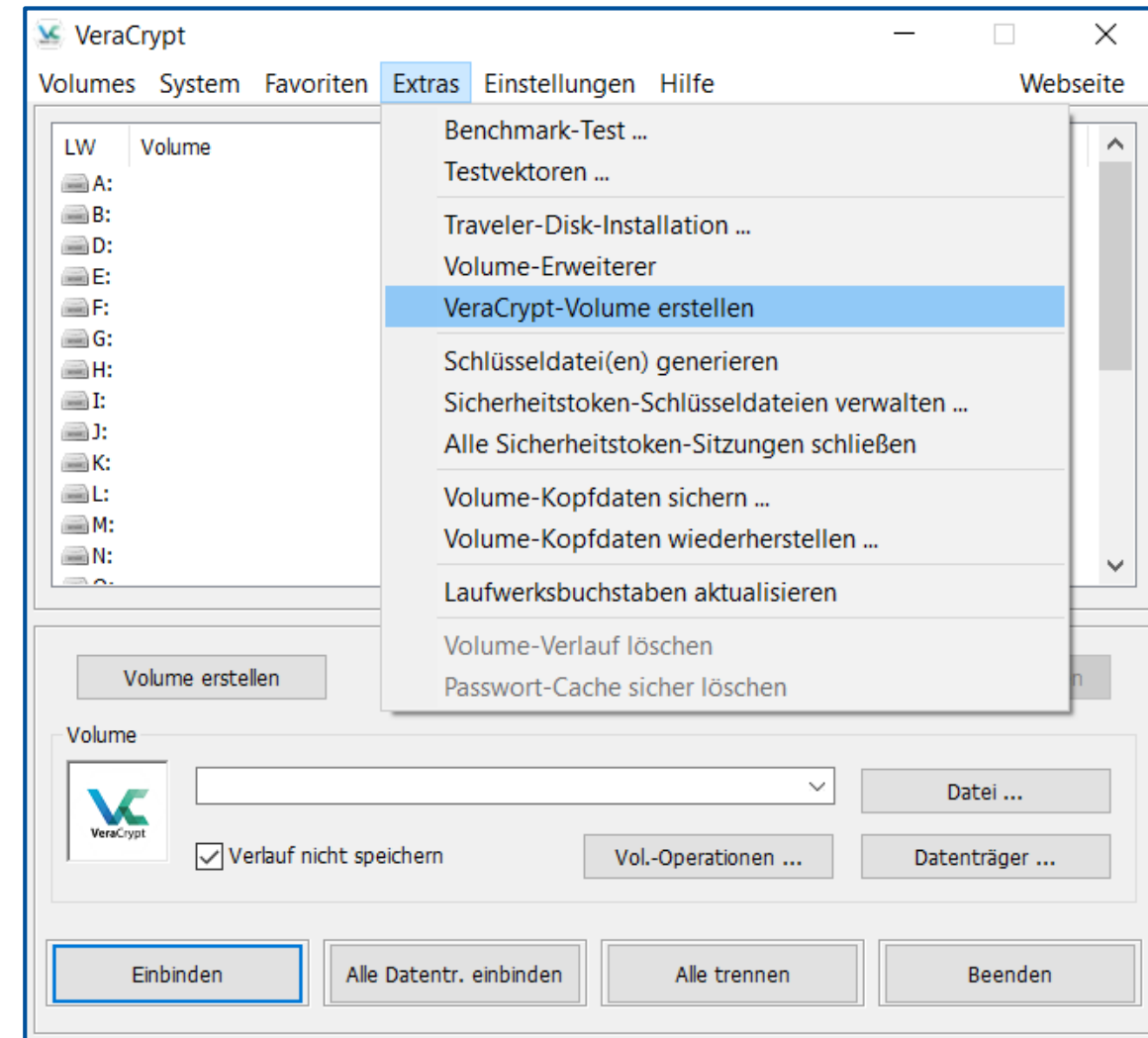
tool tip

VeraCrypt is a powerful, user-friendly, open source programme capable to securely encrypt individual folders, partitions and entire drives. It is available for all common operating systems.

[go to download page](#)

Techlore`s YouTube video explains well the advantages, features and configuration choices of VeraCrypt.

[go to video](#)





Chapters

Introduction

Planning your data management

Specifications, guidelines and laws

Collecting, storing and processing data


Documenting your data processing

Protecting your data

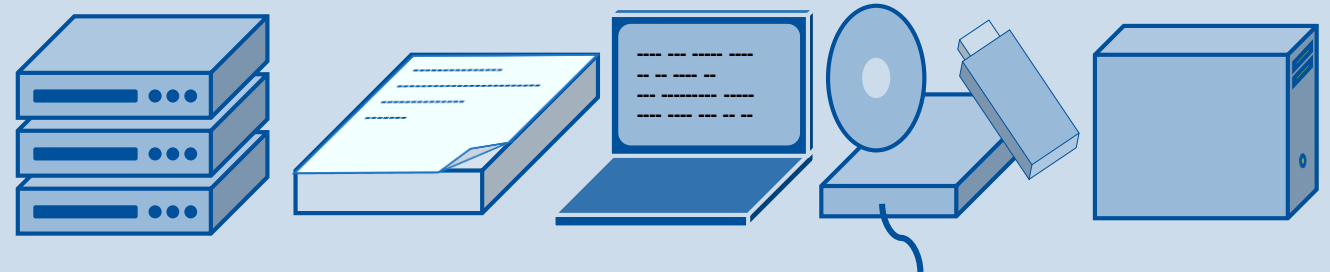
Archiving and publishing your data

Supporting services and initiatives

Physical access restrictions



- Which media contain the originals or copies of the data?
- Where are these media located?
- Who has legally access (including janitors, cleaning service etc.)?
- How easy would it be to gain access illegally (burglary)?



Choose storage locations whose security and access restrictions are adequate to the sensibility of your data!



further reading

A recent example:
Maïa de La Baume (2020): Thieves use lockdown as cover for EU Parliament burglaries. (online article from 1 July 2020 at POLITICO.eu)

[go to article](#)



Chapters

Introduction

Planning your data management

Specifications, guidelines and laws

Collecting, storing and processing data

Documenting your data processing

Protecting your data


Archiving and publishing your data

Supporting services and initiatives

Additional organisational measures



Train and sensitise all persons involved in data processing.




Avoid “free” commercial cloud storages, file hoster etc.



If evitable, do not store data on mobile devices. If you must, remove the data from these devices as soon as possible.



Check regularly if everybody follows the rules. Define workflows and responsibilities!



See for a professional (!) physical destruction of defect media and media no longer needed.

i You can hand over electronic media designated to be destroyed to Sachgebiet 12 (luK) in the main building “Welfenschloss” (R318A).

further reading

Surveillance Self-Defence (2019): Your Security Plan. Online article, 1 October 2019

[go to article](#)



Chapters

Introduction

Planning your data management

Specifications, guidelines and laws

Collecting, storing and processing data

Documenting your data processing

Protecting your data

Archiving and publishing your data

Supporting services and initiatives

Archiving and publishing your data

Which data to keep long-term?

Refining data according to the FAIR principles

Correctly archiving data

Publishing high-quality data opens up opportunities!

Making data available via a repository

Choosing a suitable repository

Linking journal articles with related data



Chapters

Introduction

Planning your data management

Specifications, guidelines and laws

Collecting, storing and processing data

Documenting your data processing

Protecting your data

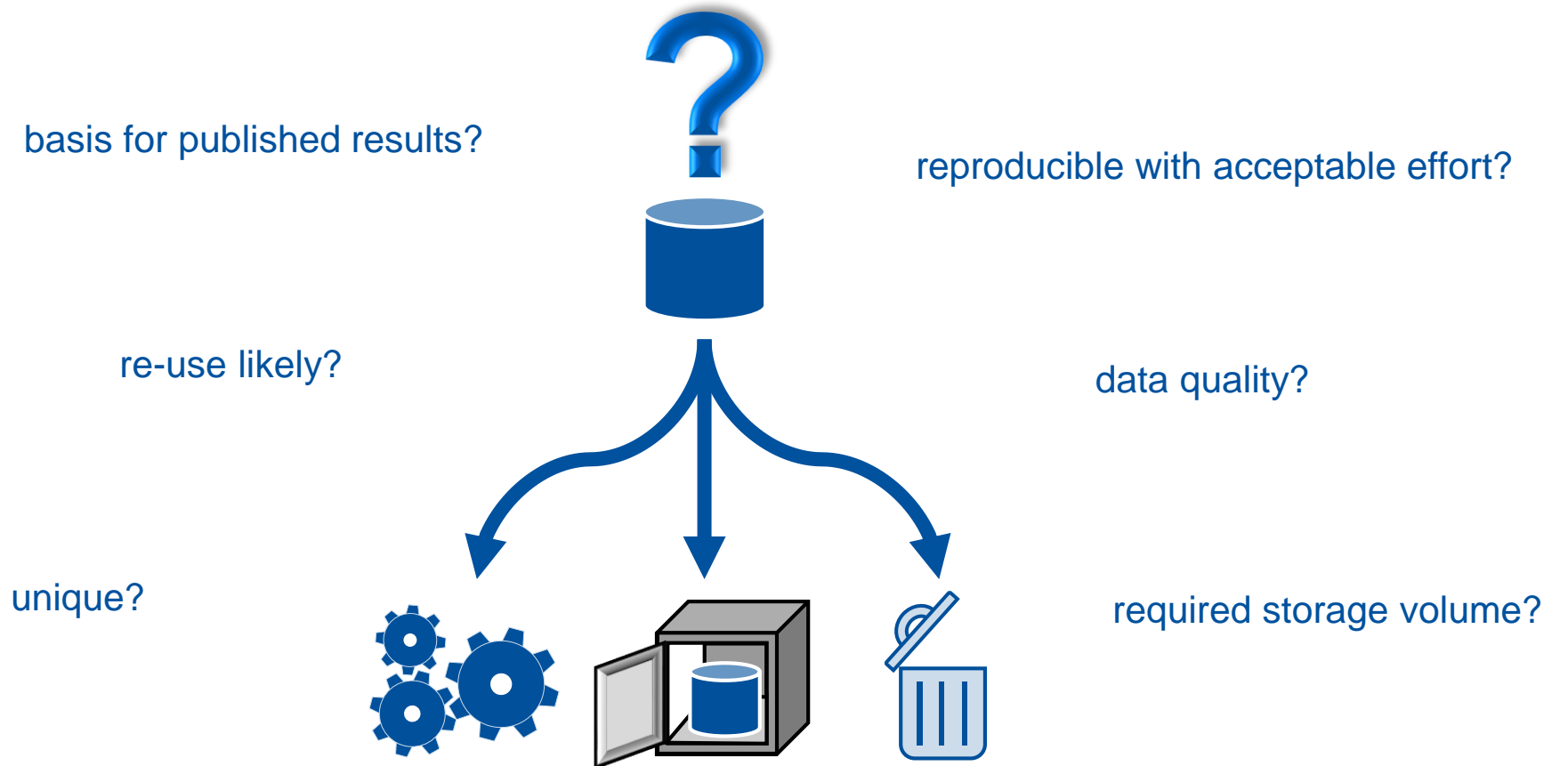
Archiving and publishing your data

Supporting services and initiatives

Which data to keep long-term?



You do not have to keep all data. However, you should decide consciously and with good reason what you do or do not want to keep.





Chapters

Introduction

Planning your data management

Specifications, guidelines and laws

Collecting, storing and processing data

Documenting your data processing

Protecting your data

Archiving and publishing your data

Supporting services and initiatives

Refining data according to the FAIR principles




Findable (others can find my data)

- rich metadata in searchable public registries (e.g. the search databases of repositories)
- permanently retrievable via a unique identifier (e.g. a DOI)



Accessible (others have access to my data)

- preferably online access via standard protocols (e.g. http(s) / ftp)
- transparent access conditions



Interoperable (my data is compatible to other data and can be processed by machines)

- systematically elaborated and documented according to disciplinary standards
- machine-readable data and metadata in common and preferably open file formats
- references to other related data



Re-usable (other can utilise my data for their own purposes)

in addition to all points listed above:

- adequate documentation and precise attributes (data is comprehensible)
- distinct license (conditions for re-use are defined in a legally binding manner)



further reading

Angelina Kraft (2017): The FAIR Data Principles for Research Data. Article in the TIB blog, 12 September 2017.

[go to TIB-Blog](#)

GoFAIR: FAIR Principles (Website).

[go to GoFAIR website](#)



Chapters

Introduction

Planning your data management

Specifications, guidelines and laws

Collecting, storing and processing data

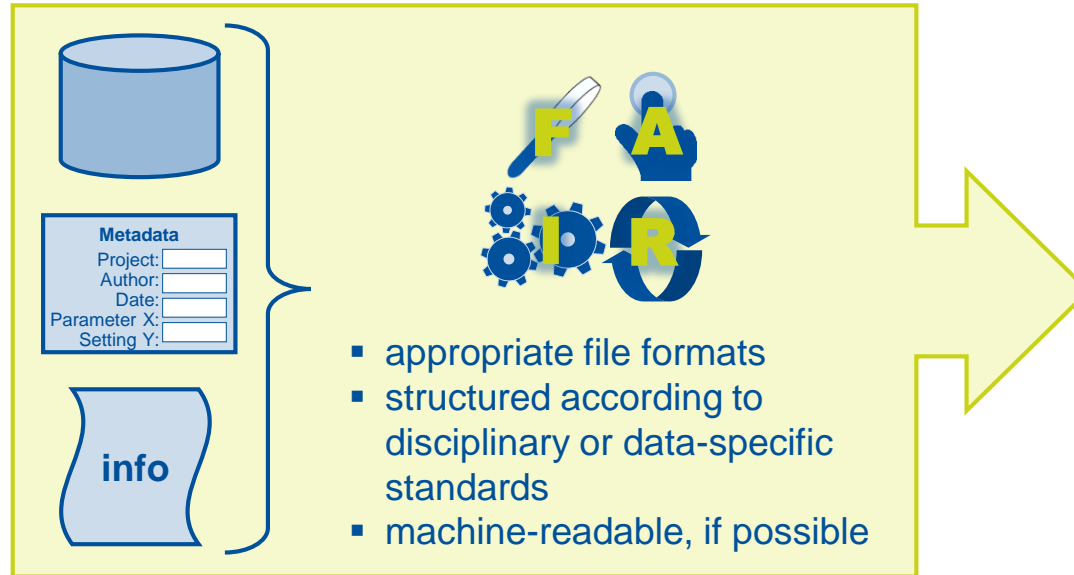
Documenting your data processing

Protecting your data

Archiving and publishing your data

Supporting services and initiatives

Correctly archiving data

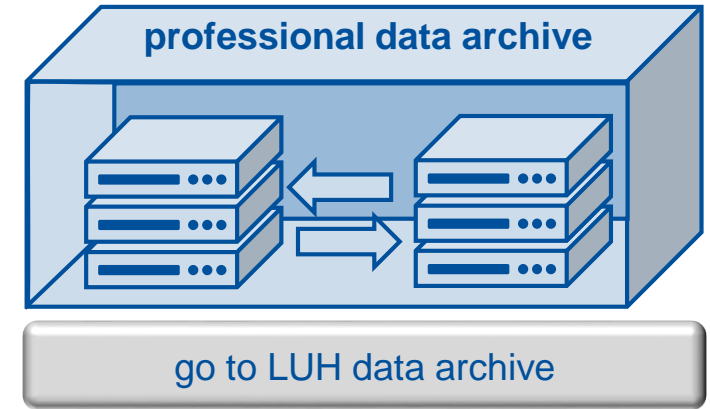


i You can find lists of file formats appropriate for long-term storage all over the internet, e.g. on this website of Duke University Libraries:

[go to list](#)

The Research Data Alliance (RDA) compiled a catalogue of disciplinary metadata standards.

[go to catalogue](#)



i what a data archive should offer:

- servers located in appropriate rooms
- redundant data storage
- periodic replacement of media
- maintenance by professionals
- bit stream preservation guaranteed for at least 10 years
- access limited to data owners

! CDs, external USB drives and sticks etc. are NOT appropriate!



Chapters

Introduction

Planning your data management

Specifications, guidelines and laws

Collecting, storing and processing data

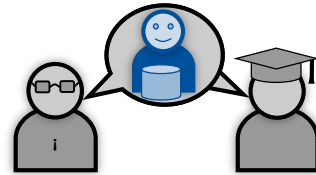
Documenting your data processing

Protecting your data

Archiving and publishing your data

Supporting services and initiatives

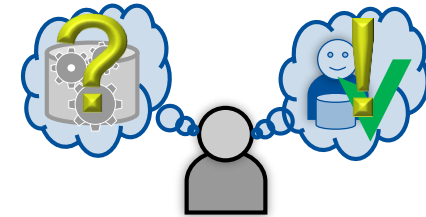
Publishing high-quality data opens up opportunities!



increased impact on the scientific discourse



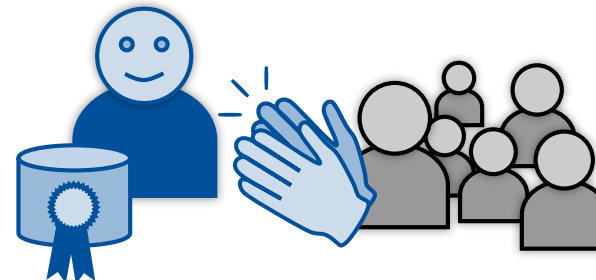
special trust in the integrity of your research



others follow your example



additional citations when others re-use your data



additional impact and recognition (if data are relevant and of high quality)



gaining profile beyond one's own disciplinary community



further reading

Max Planck PhDnet: Incentives to adopt open science practices in your daily research. Online article, 30 June 2020.

go to website



further reading

open-access.net: Open Access to Data. Undated online article.

go to website



Chapters

Introduction

Planning your data management

Specifications, guidelines and laws

Collecting, storing and processing data

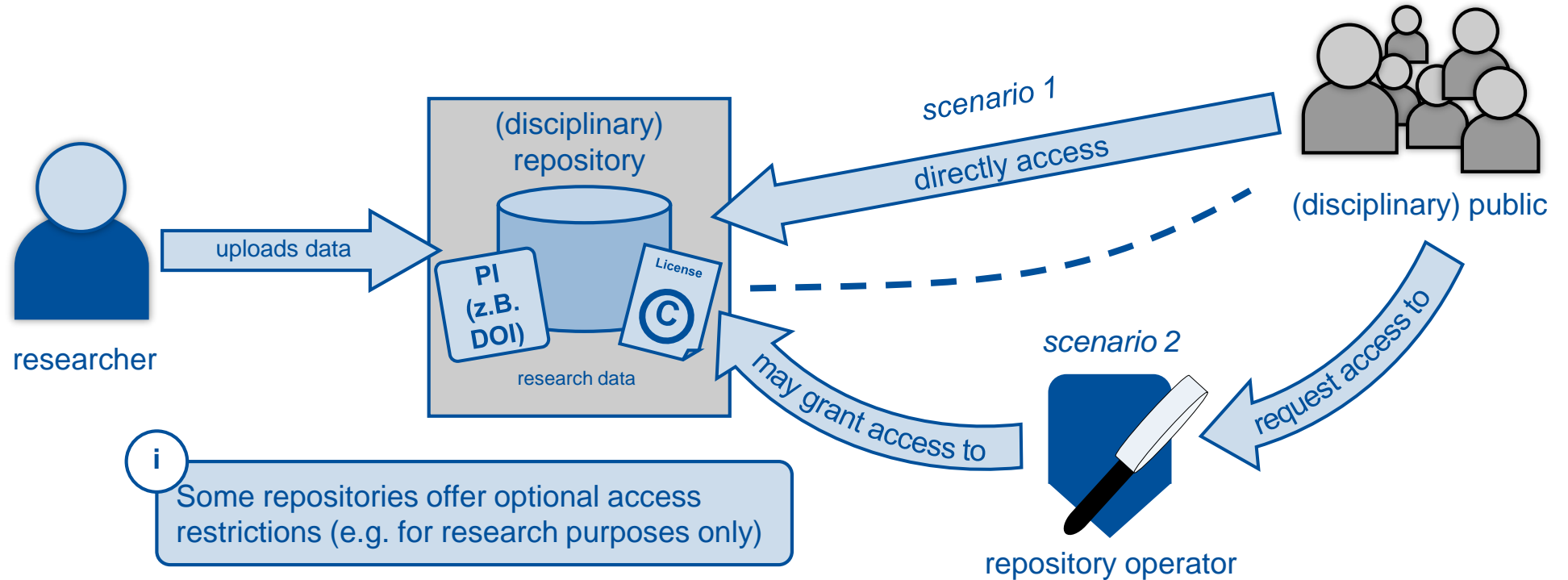
Documenting your data processing

Protecting your data

Archiving and publishing your data

Supporting services and initiatives

Making data available via a repository





Chapters

Introduction

Planning your data management

Specifications, guidelines and laws

Collecting, storing and processing data

Documenting your data processing

Protecting your data






Archiving and publishing your data

Supporting services and initiatives

Choosing a suitable repository



go to re3data.org

-  How is access regulated (open, restricted)?
-  How is data re-use regulated (e.g. Creative Commons licenses)?
-  Do the data get persistent identifiers (e. g. a DOI)?
-  Is the repository certified (e. g. Data Seal of Approval)?
-  Does the repository have its own policy?



Also pay attention to these points:

- Who is allowed to *upload* data?
 - Which data and metadata formats are accepted?
 - Which (perhaps optional) services do they offer?
 - How much do they charge for hosting your data?
- Preferably, clarify these points BEFORE the start of your project. You will then be able to allocate or apply for the necessary funds, and you can generate your data straight away in the required formats.



LUH provides its own institutional data repository

go to service description



Chapters

Introduction

Planning your data management

Specifications, guidelines and laws

Collecting, storing and processing data

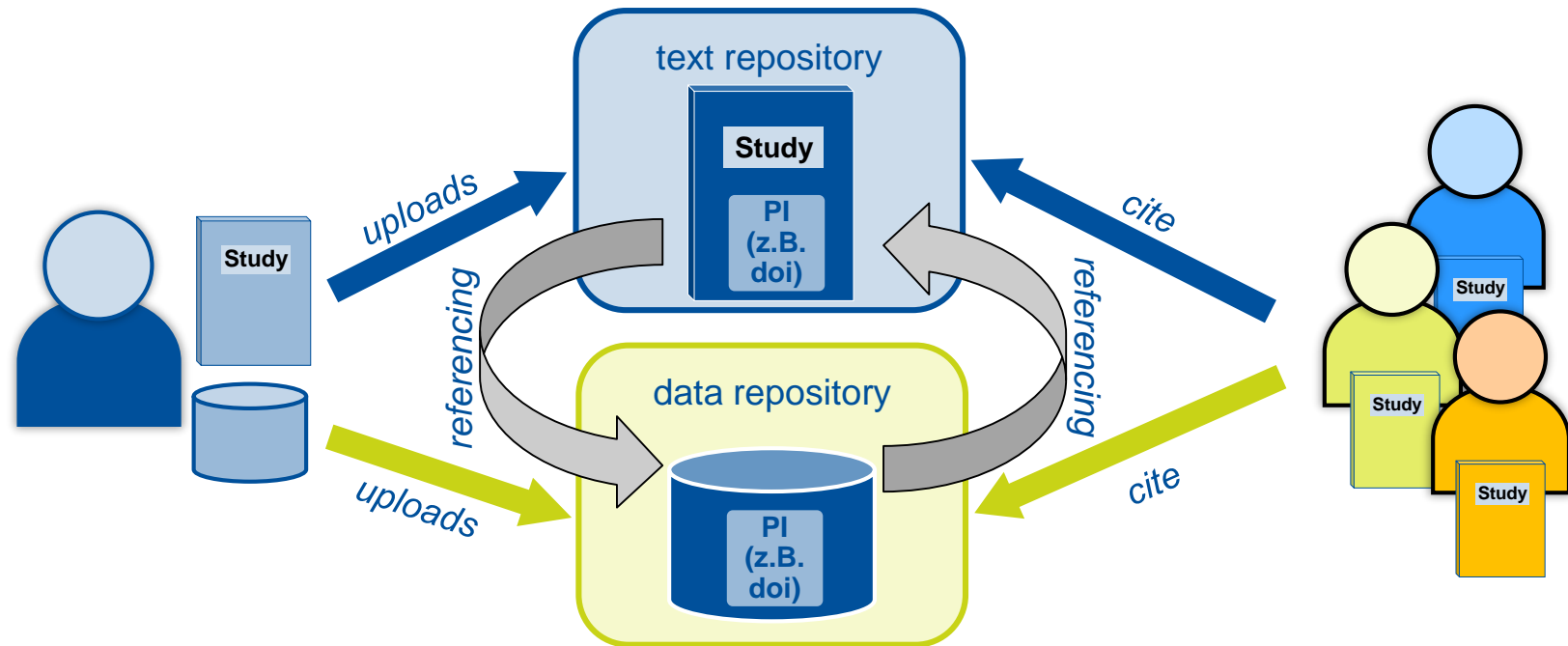
Documenting your data processing

Protecting your data

Archiving and publishing your data

Supporting services and initiatives

Linking journal articles with related data



further reading

Diana Kwon (2019): The Push to Replace Journal Supplements with Repositories. Online article, 19 August 2019, on the website of „The Scientist“.

[go to article](#)



LUH also provides its own institutional text repository for open access publications.

[go to text repository](#)



Chapters

Introduction

Planning your data management

Specifications, guidelines and laws

Collecting, storing and processing data

Documenting your data processing

Protecting your data

Archiving and publishing your data

Supporting services and initiatives

Supporting services and initiatives

The Research Data Support Team of LUH

External information and support

RDM working groups and initiatives - national and international



Chapters

Introduction

Planning your data management

Specifications, guidelines and laws

Collecting, storing and processing data

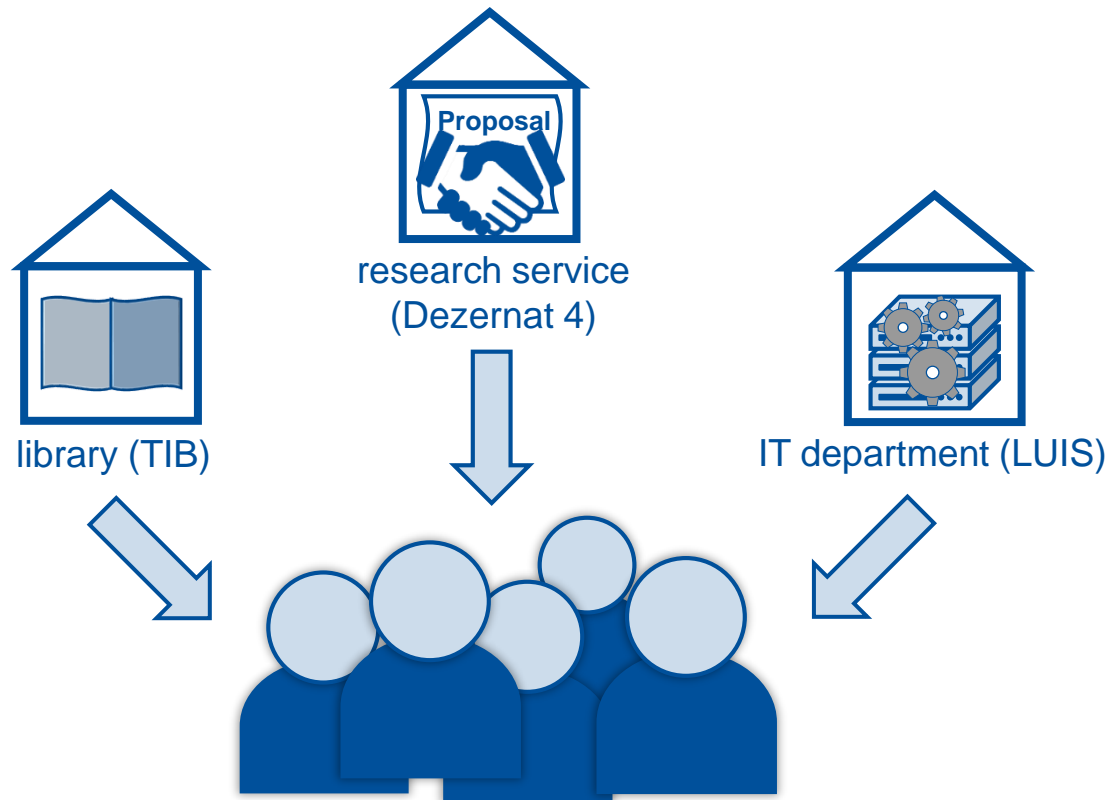
Documenting your data processing

Protecting your data

Archiving and publishing your data

Supporting services and initiatives

The Research Data Support Team of LUH



i

We train and counsel LUH members on the following topics, among others:

- documentation and publication of data
- DMP and RDM policies
- RDM statements in funding proposals
- LUH services and infrastructures for data management
- legal issues (in cooperation with the legal department and the data protection office)
- practical implementation of data management in research processes

Please note as well the additional information, guides and training courses on our website.

go to website of the
Research Data Support Team



Chapters

Introduction

Planning your data management

Specifications, guidelines and laws

Collecting, storing and processing data

Documenting your data processing

Protecting your data

Archiving and publishing your data

Supporting services and initiatives

External information and support

WISSENSCHAFTSBEREICHE

Geisteswissenschaften 	Sozial- und Verhaltenswissenschaften 	Chemie
Physik und Mathematik 	Geowissenschaften 	Lebenswissenschaften
Ingenieurwissenschaften 		

go to overview at forschungsdaten.info (German)

i

Disciplinary services may provide the following:

- counselling of projects from a disciplinary perspective
- discipline-specific info materials
- discipline-specific services, tools and infrastructure (e.g. a DMP tool, data processing, quality checks, archiving and publishing data)
- networking in the disciplinary research community
- developing and defining disciplinary standards and policies
- representing the interests of your discipline towards policy makers and funding bodies

Get information on services for your discipline and current developments!



Chapters

Introduction

Planning your data management

Specifications, guidelines and laws

Collecting, storing and processing data

Documenting your data processing

Protecting your data

Archiving and publishing your data

Supporting services and initiatives

RDM working groups and initiatives - national and international



DINI/nestor-AG Forschungsdaten
(RDM support staff at research
institutions in German-speaking
countries)

go to the working group's
website (German)



RESEARCH DATA ALLIANCE

Research Data Alliance (RDA)
(international network of RDM
specialists with a special focus on
technical aspects)

got to RDA website

i

NFDI consortia

The federal government and the state governments jointly fund the development of a national research data infrastructure (NFDI). Its core are disciplinary consortia composed of researchers and infrastructure providers. These consortia are tasked with developing disciplinary standards, establishing services and organising the research community.

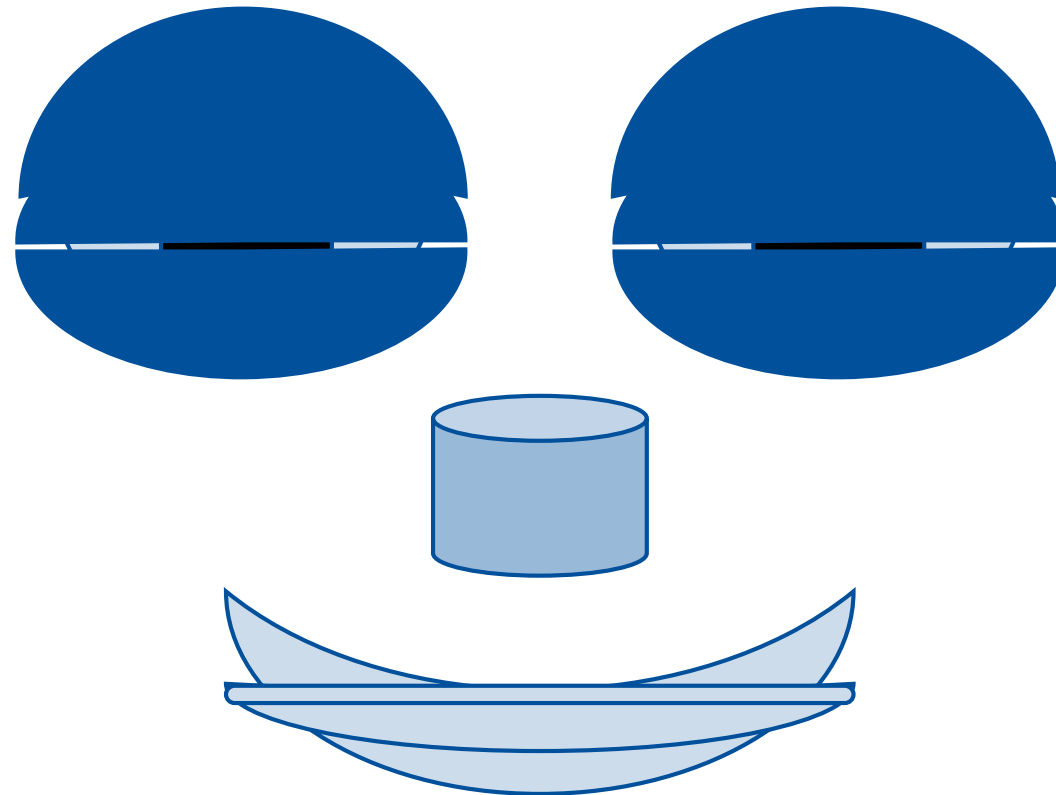
All researchers are invited to participate in the work and to join the discussions!

go to official NFDI website

go to NFDI section of DFG website

go to NFDI section of
forschungsdaten.info (German)

Thanks for your attention and have a nice evening!



Zzzz

zzzzzzz

zzzz